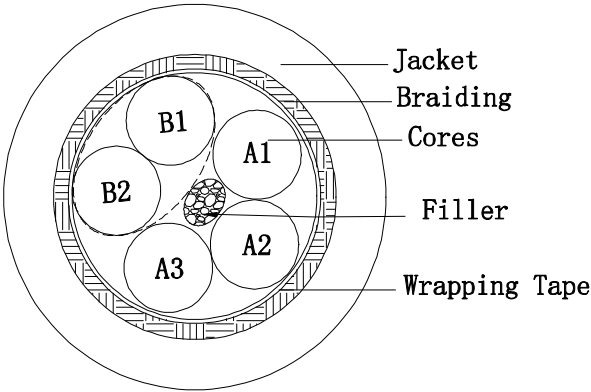




LTK CHAIN CABLE		Part No.: ----																																																	
<p align="center">Cross Section</p> 		<p align="center">Color</p> <p>Insulation Color:</p> <p>Core A: 1 Black 2 Gray 3 Red</p> <p>Pairs B: B1 White B2 Brown</p> <p>Outer Jacket : According to Customer's requirement.</p>																																																	
<p align="center">Marking</p> <p>XXXXXXm MM/DD/YY LTK CABLE10 (3X0.34+1PX0.34)C 300V E148000 </p> <p>AWM STYLE 2464 80°C 300V VW-1 -LF- PCxx CE RoHS conform</p>		<p align="center">Performance</p> <p>Electrical Characteristics(20°C):</p> <table border="0"> <tr> <td>Max. Conductor DC Resistance (Ω/km)</td> <td align="right">A&B:59.4</td> </tr> <tr> <td>Dielectric Strength (kV/1min, AC)</td> <td align="right">2.0</td> </tr> </table>		Max. Conductor DC Resistance (Ω/km)	A&B:59.4	Dielectric Strength (kV/1min, AC)	2.0																																												
Max. Conductor DC Resistance (Ω/km)	A&B:59.4																																																		
Dielectric Strength (kV/1min, AC)	2.0																																																		
<p align="center">Description</p> <table border="0"> <tr> <td>Rated Temperature (°C)</td> <td align="right">-20~80°C</td> </tr> <tr> <td>Rated Voltage (V)</td> <td align="right">300V</td> </tr> <tr> <td>Flammability</td> <td align="right">VW-1</td> </tr> </table> <p>Reference Standard UL 758 & Customer's requirements</p>		Rated Temperature (°C)	-20~80°C	Rated Voltage (V)	300V	Flammability	VW-1	<p align="center">Mechanical Characteristics:</p> <p>Test Object Test Material Jacket PVC</p> <table border="0"> <tr> <td>Before Tensile Strength (Mpa)</td> <td align="right">≥10.30</td> </tr> <tr> <td>Aging Elongation (%)</td> <td align="right">≥100</td> </tr> <tr> <td>Aging Condition (°C)</td> <td align="right">113±2°C x 168h</td> </tr> <tr> <td>After Tensile Strength (Mpa)</td> <td align="right">≥70% of original</td> </tr> <tr> <td>Aging Elongation (%)</td> <td align="right">≥65% of original</td> </tr> <tr> <td>Deformation (121±2°C x 1h)</td> <td align="right">≤50%</td> </tr> <tr> <td>Cold Bend (-20±2°C x 4h)</td> <td align="right">No Crack</td> </tr> <tr> <td>Heat Shock (121±2°C x 1h)</td> <td align="right">No Crack</td> </tr> </table>		Before Tensile Strength (Mpa)	≥10.30	Aging Elongation (%)	≥100	Aging Condition (°C)	113±2°C x 168h	After Tensile Strength (Mpa)	≥70% of original	Aging Elongation (%)	≥65% of original	Deformation (121±2°C x 1h)	≤50%	Cold Bend (-20±2°C x 4h)	No Crack	Heat Shock (121±2°C x 1h)	No Crack																										
Rated Temperature (°C)	-20~80°C																																																		
Rated Voltage (V)	300V																																																		
Flammability	VW-1																																																		
Before Tensile Strength (Mpa)	≥10.30																																																		
Aging Elongation (%)	≥100																																																		
Aging Condition (°C)	113±2°C x 168h																																																		
After Tensile Strength (Mpa)	≥70% of original																																																		
Aging Elongation (%)	≥65% of original																																																		
Deformation (121±2°C x 1h)	≤50%																																																		
Cold Bend (-20±2°C x 4h)	No Crack																																																		
Heat Shock (121±2°C x 1h)	No Crack																																																		
<p align="center">Construction</p> <table border="0"> <tr> <td>Conductor</td> <td colspan="2">Stranded Tinned Copper</td> </tr> <tr> <td>Cores</td> <td>B:1P</td> <td>A:3C</td> </tr> <tr> <td>Cross Section (mm²)</td> <td align="center">0.34</td> <td align="center">0.34</td> </tr> <tr> <td>Construction (mm)</td> <td align="center">65/0.08+fiber</td> <td align="center">65/0.08+fiber</td> </tr> <tr> <td>Insulation</td> <td>PP</td> <td>PP</td> </tr> <tr> <td>Nom. Thickness (mm)</td> <td align="center">0.25</td> <td align="center">0.25</td> </tr> <tr> <td>Insulation Dia. (±0.10mm)</td> <td align="center">1.25</td> <td align="center">1.25</td> </tr> <tr> <td>Twisted</td> <td align="center">2C</td> <td align="center">----</td> </tr> <tr> <td>Cabling</td> <td colspan="2">1P+3C+Filler(optional)</td> </tr> <tr> <td>Wrapping Tape (Coverage %)</td> <td align="center">100%</td> <td></td> </tr> <tr> <td>Braiding</td> <td colspan="2">Tinned Copper</td> </tr> <tr> <td>Coverage (nom. %)</td> <td align="center">85%</td> <td></td> </tr> <tr> <td>Jacket</td> <td colspan="2">PVC</td> </tr> <tr> <td>Nom. Thickness (mm)</td> <td align="center">0.76</td> <td></td> </tr> <tr> <td>Min. Thickness (mm)</td> <td align="center">0.61</td> <td></td> </tr> <tr> <td>Outer Dia. (±0.30mm)</td> <td align="center">6.50</td> <td></td> </tr> </table>		Conductor	Stranded Tinned Copper		Cores	B:1P	A:3C	Cross Section (mm ²)	0.34	0.34	Construction (mm)	65/0.08+fiber	65/0.08+fiber	Insulation	PP	PP	Nom. Thickness (mm)	0.25	0.25	Insulation Dia. (±0.10mm)	1.25	1.25	Twisted	2C	----	Cabling	1P+3C+Filler(optional)		Wrapping Tape (Coverage %)	100%		Braiding	Tinned Copper		Coverage (nom. %)	85%		Jacket	PVC		Nom. Thickness (mm)	0.76		Min. Thickness (mm)	0.61		Outer Dia. (±0.30mm)	6.50		<p align="center">Oil Resistant</p> <p>Abraision Resistant</p> <p>Sliding Test (R≥7.5D; Travel ≤2m; Rate: ≤2m/s) ≥ 10 million times</p>	
Conductor	Stranded Tinned Copper																																																		
Cores	B:1P	A:3C																																																	
Cross Section (mm ²)	0.34	0.34																																																	
Construction (mm)	65/0.08+fiber	65/0.08+fiber																																																	
Insulation	PP	PP																																																	
Nom. Thickness (mm)	0.25	0.25																																																	
Insulation Dia. (±0.10mm)	1.25	1.25																																																	
Twisted	2C	----																																																	
Cabling	1P+3C+Filler(optional)																																																		
Wrapping Tape (Coverage %)	100%																																																		
Braiding	Tinned Copper																																																		
Coverage (nom. %)	85%																																																		
Jacket	PVC																																																		
Nom. Thickness (mm)	0.76																																																		
Min. Thickness (mm)	0.61																																																		
Outer Dia. (±0.30mm)	6.50																																																		
<p>CHAIN-210097</p> <p>Part No.: ----</p> <p align="right">Customer</p> <p>Ref. spec No. : Rev.: 0</p> <p align="center">Revision History</p>		<p align="center">Environmental Restricted Substance Requirement</p> <ul style="list-style-type: none"> <input checked="" type="checkbox"/> RoHS2.0 <input checked="" type="checkbox"/> REACH <input type="checkbox"/> CP65 <input type="checkbox"/> Antimony free (Sb<700ppm) <input type="checkbox"/> HF (Cl<900ppm; Br<900ppm. Cl+Br<1500ppm) <p align="center">"■" means Compliance</p>																																																	
		 <p>LTK INTERNATIONAL LIMITED Suite 502, Concordia Plaza, 1 Science Museum Road Tsimshatsui East, Kowloon, Hong Kong Tel : (852) 2382 1133 Fax : (852) 2480 6327 Email : sales@ltkable.com URL : www.ltkable.com</p>																																																	
		<ul style="list-style-type: none"> • LTK Electric Wire (Huizhou) Ltd • Huizhou LTK Electronic Cable Ltd • LTK Electric Wire (Changzhou) Ltd • LTK Cable (Chongqing) Ltd • Dalian LTK Electric Wire Ltd 																																																	
		<p>Prepared by: KAKA 2021/2/19 Table No.:TFA046 Rev.:8</p> <p>Approved by: EMMA 2021/2/19 Page 1 of 1</p>																																																	

* Usage instruction:
 Not to be used directly in corrosive environments such as strong acids and strong alkaline. not be immersed in water or in a high humidity environment.
 not be exposed in the sunlight outdoor. It is suggested the wiring minimum bending radius shall be 5 times OD and more, and can not be used in strong stress conditions. The wire needs to be stored indoors, in a dry and ventilated environment. If there's some special requirements for wire , please contact with our sales .
 When customers purchase our products,they should test to verify whether the products is applicable to the usage.